

Automatic pen heat transfer printing machine



This machine is designed as a cylindrical product, with PLC precise control and positioning, human-computer interaction interface, simple operation, automatic loading and unloading, automatic steering, high work efficiency and good stability. Suitable for all kinds of pen holders and cosmetic bottles, etc.

heat transfer printing process

The thermal transfer machine is a new type of printing machine that transfers the pre-printed thermal transfer film to various substrates by heating and pressurizing the pre-printed thermal transfer film.

It has high productivity, significant economic benefits and more beautiful appearance. It is a surface printing process.

Ideal equipment for the industry. It can be hot stamped on the flat and curved surfaces of plastic, wood, metal, leather, glass and other products.

Feature

1. Fully automatic feeding or conveyor belt feeding, suitable for mass production of stationery and cosmetic pipe fittings
2. Adopt stepper motor for paper delivery, automatic pre-positioning of precision, two sets of servo photoelectric eye positioning systems for front and rear, left and right
3. Using Japanese divider, Italian tooth box, mechanical linkage
4. Automatic electrostatic dust removal before and after hot stamping
5. Automatically rewind the film, with built-in five-digit counter
6. The rubber roller rotates for heat transfer hot stamping, the height and front and rear slope of the hot stamping head can be adjusted, and the stamping pressure, temperature and speed can be adjusted.
7. Equipped with high-precision photocells (electric eyes) to track and control the transfer paper with contacts. The timed feeding method is adopted for the transfer paper without

contact.


8. PLC control, programmable terminal LCD display, built-in various operation control programs and adjustable parameters

Parameter

Operate	Full automatic
Application	Pen,ect round product
Printing speed	40-60pcs/min
Suitable item diameter	4-30MM
Suitable item length	60-200MM
Power	2.6KW
Glue roller size	φ180×102mm
Stamping item size	φ8-20mm×170mm(can be customized)
Stamping temp	Room temp 280 Celsius
Air pressure	5-7bar
Max stamping pressure	2138 (7bar)
Max stamping speed	2000pcs/hr
Voltage	110/220V 60/50Hz
Heating power	1200W
Air consumption	281L/min
Machine size	1750×1100×1050mm

Machine weight	480kg
----------------	-------

Machine picture



Parts List

No	Parts name	Brand	Qty
----	------------	-------	-----

1	PLC	Taida	1
2	Inverter	Taida	1
3	Voltage	Yangming	1
4	switch	Yangming	7
5	Rotary cylinder	SMC	1
6	motor	Zhongda	5
7	Touch screen	Screen control	1
8	thermostat	Huibang	1
9	electromagnetic valve	Chuangfeida	3



Application areas:

Suitable for daily necessities, cosmetics, plastic toys, plastics, stationery, tableware, electronic appliances, building materials, kitchen and bathroom, home improvement materials, food, medicine and other outer packaging.

Applicable materials: plastic products (ABS/PP/PE/PS/PC/PVC, etc.) wood, glass, metal, etc.

Advantages of transfer process

1. The color pattern is formed by one-time transfer printing, no need for color registration, and the loss is reduced;
2. The whole surface transfer product, no ink residue, good compatibility.
3. The process is simple, the process is few, the efficiency is high, and the simple equipment can also print the pattern;
4. The processed products are bright, beautiful, bright in color, clear in pictures and texts, and increase the added value of the products.

Workshop



Packaging and delivery



发前检查



缠膜包装



木箱加固





装车发货

Machine maintenance

- ① Before printing , clean up the sundries on the machine and wipe the machine clean. Lubricating grease should be added regularly to moving parts such as guide rails, guide posts, and bearings.
- ② The workpiece table is a key component that affects the printing quality. It prevents the impact of hard objects. During printing, the ink cannot be removed. Organic solvents such as Tianna water drip onto the work surface.
- ③ The electric control panel and buttons should be prevented from being damaged by direct or indirect contact with solvents such as Tianna water, boiled oil and water.
- ④ The frame paint is to keep the machine from rusting, to prevent damage caused by direct or indirect contact with solvents such as Tianna water, boiled oil and water.
- ⑤ Drain the sewage and dirt in the oil mist combiner in time. To prevent the pneumatic components from being fed into the normal operation, clean the cup body regularly, and add Peng 2 lubricating oil to the oil cup of the oil mist combiner.
- ⑥ When adjusting the restrictor valve, the tightening nut must be loosened before adjusting by hand. The handle screw on the machine is used for positioning. After firmly positioning, there is no need to tighten it with excessive force.
- ⑦ After printing, turn off the power/air source, clean the wire mesh, and keep it properly. Dust/pressure/hard object piercing.

Our factory



Company certificate and honor

