

TX-208YB Electric Ink Mixer



★ Scope of application

This electric ink mixer is suitable for ink, mortar, water slurry, glue and other liquids. It is used for stirring before use to increase the uniformity and fluidity of the ink. The stirring speed, stirring time and stirring position can be freely adjusted according to the different viscosities of the liquid. It can also be infinitely regulated in speed and forward and reverse rotation.

★ Main parameters

Product Name	Ink mixer	brand	TAOXING
model	TX-208YB	Stirring capacity	1-5L

Time Control	0-60 minutes	Speed	0-150 rpm
power supply	220V/50HZ	power	60W
weight	16KG	External	320*230*600mm


★ Details display



Forward/reverse design for more uniform mixing



Timing, stirring time can be set arbitrarily




Speed regulation, adjust the stirring speed according to needs



High-quality accessories, solid support rod



Double clamping groove with automatic clamping technology design





Mixer back display

★Machine parts name:



★ Machine size diagram:





80mm < Diameter of container barrel that can be clamped **≤ 190mm**

★Accessories list:



★Operation process

1. Place the ink barrel that needs to be stirred on the machine and automatically clamp it with the red ball head using the clamping device.
2. Connect the power cord to the back of the chassis, turn on the main power switch, and the indicator light will light up.
3. Adjust the time setting control to the required mixing time.
4. Press the forward/reverse switch from the middle upward or downward (forward/reverse).
5. Turn on the speed regulator switch, and the LED indicator above the speed regulator will light up. At this time, turn the knob to the right to adjust the speed from low to high.
6. When the time is up, the red indicator light on the time controller lights up, indicating that the mixing process is

completed.

7. After stirring is completed, turn off all switches, take out the ink barrel, and clean the stirring blade.

★ Precautions

1. Do not modify the circuit or disassemble the machine without permission, and ensure that the circuit is grounded.
2. This machine has a 1-year warranty under normal use.
3. If not in use for a long time, unplug the power cord at the back and cover the machine with a dustproof cloth.