

Manual Sealed Ink Cup Pad Printer

TAOXING



1.Specifications

Our factory has a long history in manufacturing, at present the product of our factory has been modified three times.


For satisfying the needs of users,we have been redesigned the overall appearance, technical specifications and printing accuracy of the product.And its quality has improved significantly.It has no energy, easy to move, low cost, high printing precision, easy operation, and other significant advantages for cosmetics, sports equipment, electrical and electronic components and trademarks appearance decoration printing and other commodities.

2.Parameter

Model	TXD-215-100
Operation Way	Manual
Ink cup size	φ90mm
Printing size	70*70mm
Printing height	150mm
Printing speed	500pcs/hour
Steel plate size	100*215mm
Level Stroke	100mm
Vertical Stroke	60mm
Weight	25kg
Packing dimension	480*200*500mm


3. Machine Details

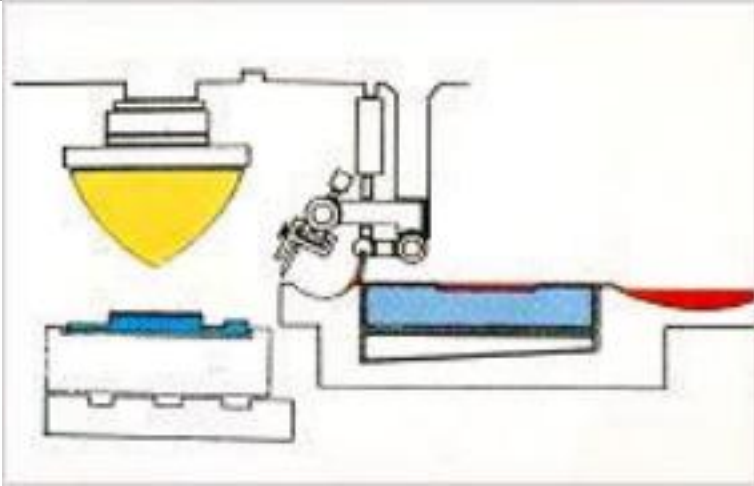
Manual Sealed Ink Cup Pad Printer



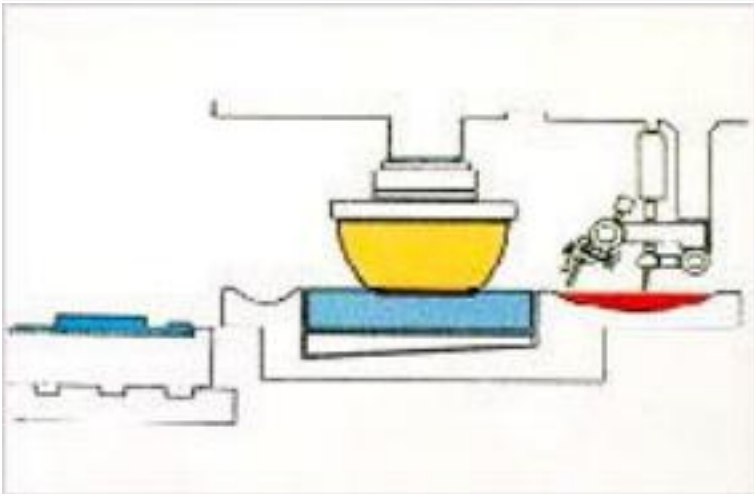
The Difference Between Open Ink Well System and Sealed Ink Cup System

Pad printing - Principle of the open ink well system

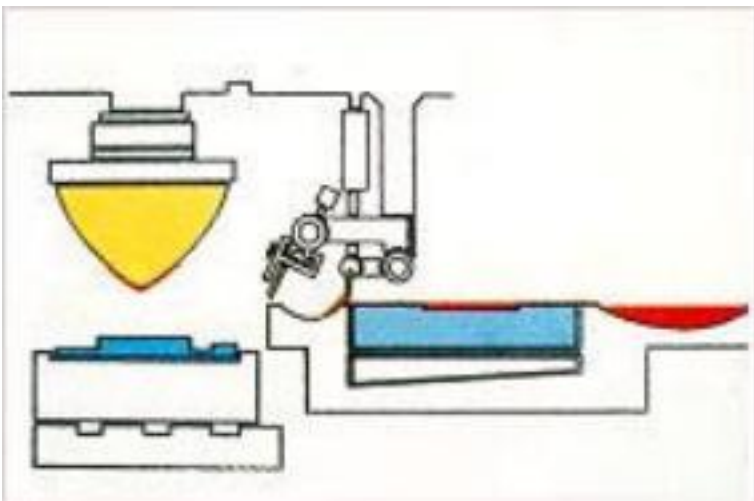




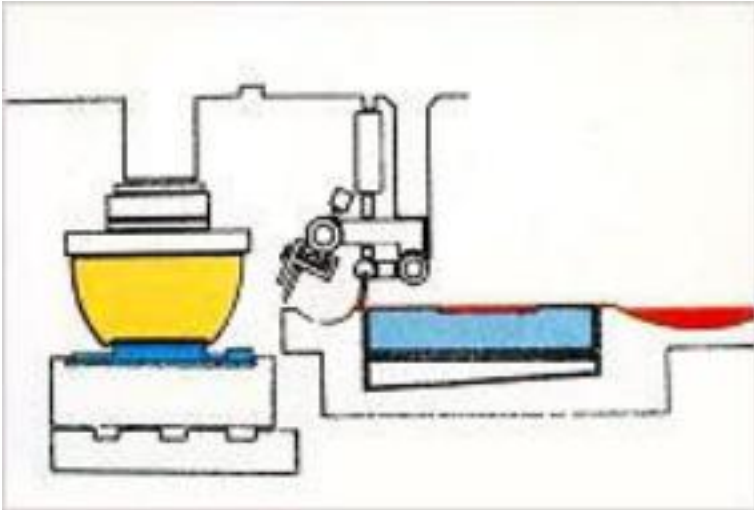
1. The plate is doctor-bladed



2. The pad takes the ink from the plate

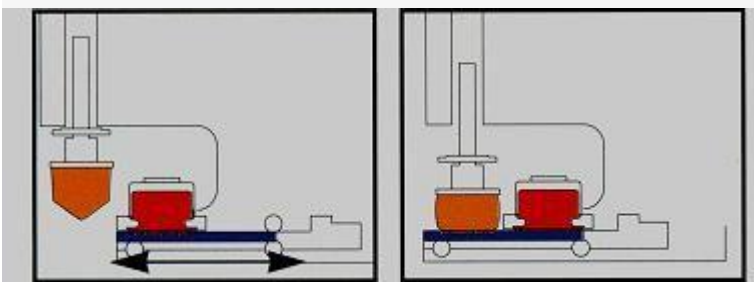


3. Positioned over the product

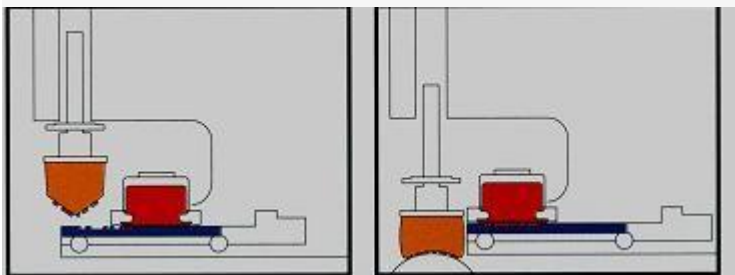


4. The image is impressed on the product

Pad Printing - Principle of the sealed ink cup system



1. The ink cup slides across the etched plate - Pad picks up ink from etched cells



2. Ink sticks to pad - Pad prints image onto substrate

4. Factory Show



5. PRINTING SAMPLE

